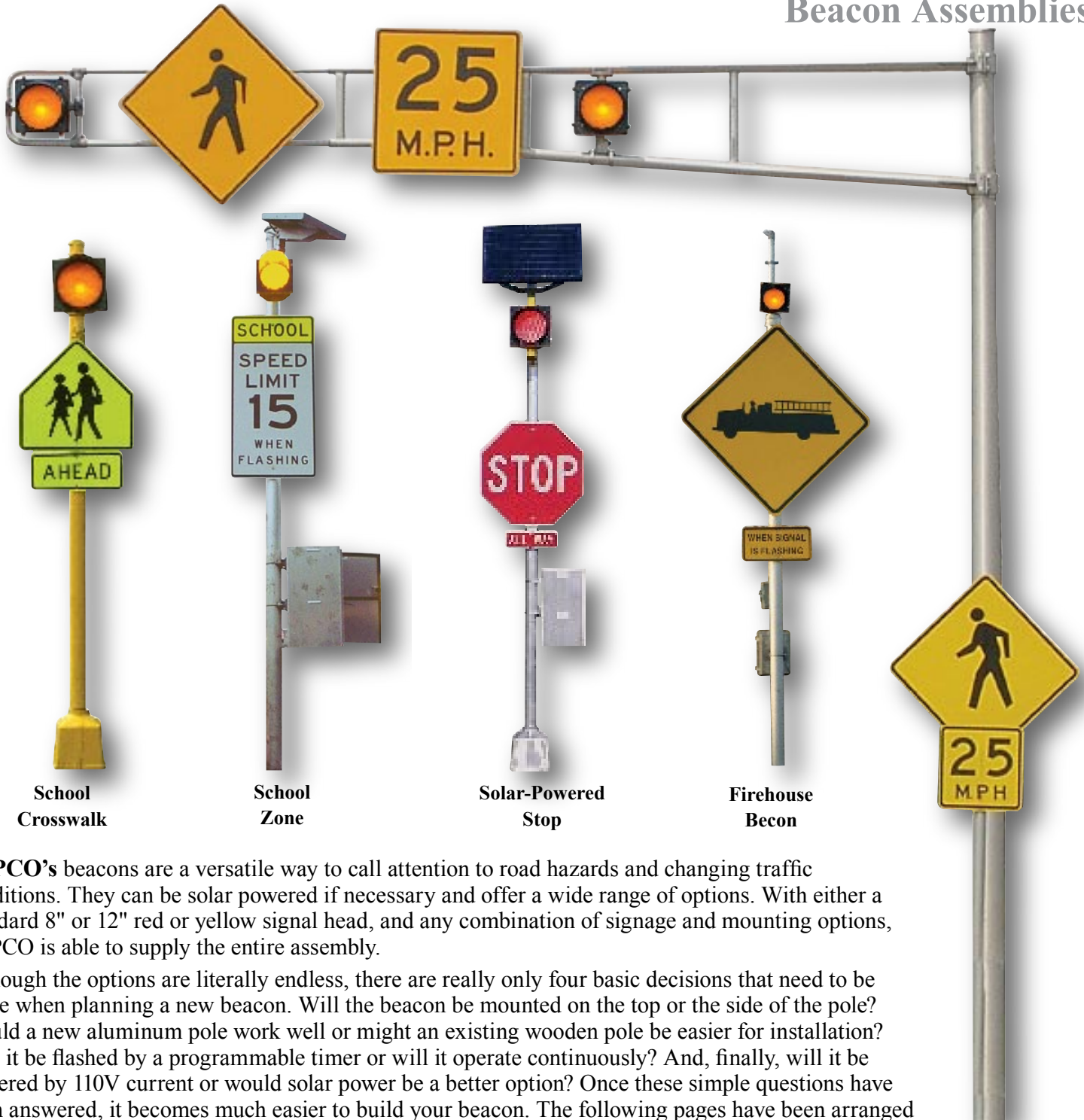


## Beacon Assemblies



School  
Crosswalk

School  
Zone

Solar-Powered  
Stop

Firehouse  
Beacon

Overhead  
Pedestrian  
Crossing

TAPCO's beacons are a versatile way to call attention to road hazards and changing traffic conditions. They can be solar powered if necessary and offer a wide range of options. With either a standard 8" or 12" red or yellow signal head, and any combination of signage and mounting options, TAPCO is able to supply the entire assembly.

Although the options are literally endless, there are really only four basic decisions that need to be made when planning a new beacon. Will the beacon be mounted on the top or the side of the pole? Would a new aluminum pole work well or might an existing wooden pole be easier for installation? Will it be flashed by a programmable timer or will it operate continuously? And, finally, will it be powered by 110V current or would solar power be a better option? Once these simple questions have been answered, it becomes much easier to build your beacon. The following pages have been arranged in the order of the questions and the options for each variable are included. Or, if you prefer, you are more than welcome to give us a call to discuss your particular needs or challenges.

### SOME TYPICAL APPLICATIONS ARE:

School Crossings • Dead End Streets • Intersections • Advance Warning • Dangerous Curves • Speed Limit • Safety Islands • Construction Zones • Fire and Police Departments.




Order by Phone 1-262-814-7000 Toll-free 1-800-236-0112  
or Order by Fax 1-262-814-7017 Toll-free 1-800-444-0331

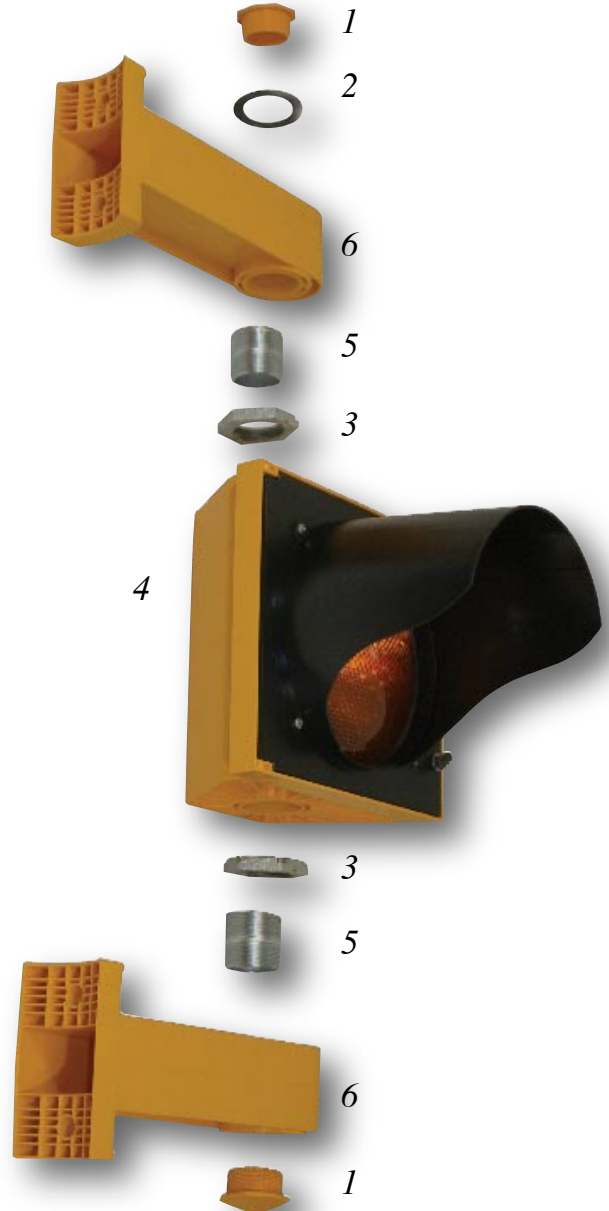


## Beacon Assemblies (Beacon & Mounting Options)

*Post Top  
Mounting Assembly*



*Side-of-Pole  
Mounting Assembly*



## Side-of-Pole Mounting

Item No.	Description	No. Required	Color	Part Number
1	Pinnacle	2	Yellow	290-SE0499
	Pinnacle	2	Black	290-SE049902
2	Neoprene Washer - 1-1/2"	1	—	290-SE0354
3	Galvanized Hex Locknut	2	—	1168-5
4	8" Poly Beacon (Incandescent)	1	Yellow	SA110B1111YBB
	12" Poly Beacon (Incandescent)	1	Yellow	SA101B1112YBB
	8" Poly Beacon (Incandescent)	1	Black	SA110B1111BBB
	12" Poly Beacon (Incandescent)	1	Black	SA101B1111BBB
	8" Poly Beacon (LED)	1	Yellow	122-110
	12" Poly Beacon (LED)	1	Yellow	122-1101
	8" Poly Beacon (LED)	1	Black	122-110B
	12" Poly Beacon (LED)	1	Black	122-1121B
5	Zinc Plated 1.5" x 2" Nipple	2	—	217-3
6	Poly Mounting Bracket	2	Yellow	122-PDM405
	Poly Mounting Bracket	2	Black	122-PDM442
7	Mounting Assembly Kit (Includes 2 each 1, 2, 3, 5, 6)	1	Yellow	122-FR1JPY
	Mounting Assembly Kit (Includes 2 each 1, 2, 3, 5, 6)	1	Black	122-FR1JPB
	8" LED Module	1	Red	220-24
	8" LED Module	1	Yellow	220-16
	12" LED Module	1	Red	220-5
	12" LED Module	1	Yellow	220-10

## Post Top Mounting Assembly

Item No.	Description	No. Required	Color	Part Number
1	Pinnacle	2	Yellow	290-SE0499
	Pinnacle	2	Black	290-SE049902
2	Neoprene Washer - 1-1/2"	1	—	290-SE0354
3	Galvanized Hex Locknut	2	—	1168-5
4	8" Poly Beacon (Incandescent)	1	Yellow	SA110B1111YBB
	12" Poly Beacon (Incandescent)	1	Yellow	SA101B1112YBB
	8" Poly Beacon (Incandescent)	1	Black	SA110B1111BBB
	12" Poly Beacon (Incandescent)	1	Black	SA101B1111BBB
	8" Poly Beacon (LED)	1	Yellow	122-110
	12" Poly Beacon (LED)	1	Yellow	122-1101
	8" Poly Beacon (LED)	1	Black	122-110B
	12" Poly Beacon (LED)	1	Black	122-1121B
5	Zinc Plated 1.5" x 2" Nipple	1	—	217-3
6	Raw Collar, Aluminum with Locknut and Nipple	1	—	1168-8
7 (not shown)	Pinnacle Mounting Assembly Kit (Items 1, 2, 3)	1	Yellow	122-BK01030A
	Pinnacle Mounting Assembly Kit (Items 1, 2, 3)	1	Unpainted	122-BK01030AS
	8" LED Module	1	Red	220-24
	8" LED Module	1	Yellow	220-16
	12" LED Module	1	Red	220-5
	12" LED Module	1	Yellow	220-10

